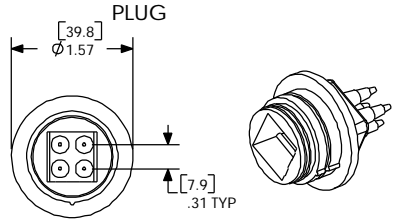
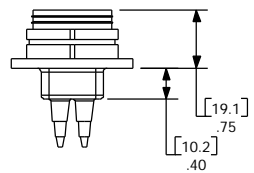


THE INFORMATION CONTAINED IN THIS DRAWING IS THE SOLE PROPERTY OF ANDERSON POWER PRODUCTS. ANY REPRODUCTION IN PART OR WHOLE WITHOUT THE WRITTEN PERMISSION OF ANDERSON POWER PRODUCTS IS PROHIBITED.

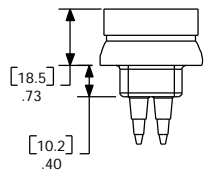
DATE	
BY:	
DESCRIPTION OF CHANGES	
REV.	



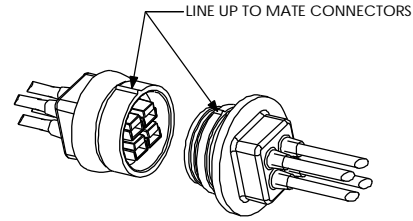
CAT. NO. 1442G1



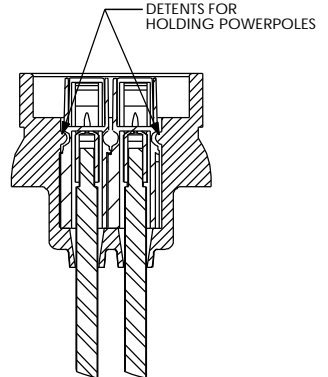
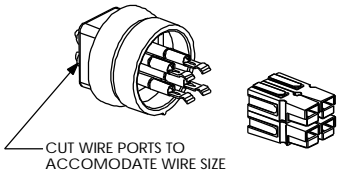
CAT. NO. 1441G1



NOTES:
POWERPOLE HOUSINGS AND CONTACTS SOLD SEPARATELY



PUSH WIRES THROUGH BOOT, SNAP CONTACTS INTO POWERPOLE HOUSINGS, THEN PULL POWERPOLE ASSEMBLY INTO BOOT.



ITEM NO.	PART OR IDENTIFYING NO.	NOMENCLATURE OR DESCRIPTION	MATERIAL SPECIFICATION	QTY RECD
COPYRIGHT 1999 ANDERSON POWER PRODUCTS. ALL RIGHTS RESERVED. UNAUTHORIZED REPRODUCTION HEREBY PROHIBITED.				
DIMENSIONS ARE IN INCHES DIMENSIONS IN PARENTHESES [] ARE IN MILLIMETERS		CAD GENERATED DRAWING. DO NOT MANUALLY UPDATE		ANDERSON POWER PRODUCTS
TOLERANCES ARE: 2PL- ±.02 [±.5]		APPROVALS	DATE	
MATERIALS: NEOPRENE- BLK		DRAWN	CMS 10/28/99	PP15/45 SPLASH RESISTANT BOOTS
FINISH AS MOLDED		CHECKED	DJD 10/29/99	
NEXT ASSY USED ON		RESP ENG	UFN 11/4/99	
APPLICATION		MFG ENG	CHB 11/4/99	SIZE SPECIFICATION
DO NOT SCALE DRAWING		QUAL ENG	RPO 11/4/99	114205S1
		SCALE	NONE	REV. 0
		CADFILES/01134		SHEET 1 OF 1